



Kenora Police Services Board Regular Meeting Agenda

Thursday, April 21, 2022
2:00 p.m.
Virtual Attendance

1. **Roll Call & Land Acknowledgement**
2. **Declarations of Pecuniary Interest**
3. **Approval of the Agenda – Resolution #1**
4. **Presentations/Delegations**
5. **Minutes of the Previous Meeting(s) – Resolution #2**
 - Regular Kenora Police Services Board – March 25, 2022
6. **Business Arising from Minutes (Outstanding Items)**
7. **Receipt of Correspondence – Resolution #3**
 - March 2 – OAPSB Conference information
8. **New Business –**
 - Strategic Plan Update
 - Provincial Appointment to the Board
9. **Detachment Commander's Report – Resolution #4**
 - January-March 2022 Statistical Report
10. **Next Meeting Date**
 - May 26, 2022 @ 1:00 p.m.
11. **Adjournment – Resolution #5**

That in accordance with Subsection 35(4) of the Police Services Act, authorization is now given for the Police Services Board to adjourn to a closed session under section:
(b) Intimate financial or personal matters (4 items)
12. **Reconvene to Open Session & Adjourn – Resolution #6**



Kenora Police Services Board Regular Meeting Minutes

Friday, March 25, 2022
2:30 p.m.

City Hall Council Chambers

Present: S. Dias, Board Chair D. Canfield, Member (phone in)
W. Van Belleghem, Member A. Poirier, Member
D. Reynard, Member H. Pihulak, Board Secretary
J. Neild, OPP Acting Detachment Commander

Declarations of Pecuniary Interest

There were none declared.

Approval of the Agenda – Resolution #1

Moved by A. Poirier, Seconded by W. Van Belleghem & Carried: -

That the agenda of the Regular Kenora Police Services Board March 25, 2022 meeting be hereby approved as presented.

Presentations/Delegations

None

Minutes of the Previous Meeting(s) – Resolution #2

Moved by D. Reynard, Seconded by A. Poirier & Carried: -

That the minutes of the last regular meeting of the Kenora Police Services Board held February 24, 2022 be confirmed as written and circulated.

Receipt of Correspondence – Resolution #3

Moved by A. Poirier, Seconded by W. Van Belleghem & Carried: -

That the following correspondence

- February 28 – Debra Bruyere – Zone 1 Directors

New Business

➤ Strategic Plan update

Dan Penner provided a briefing to Board Secretary Heather Pihulak, Their final stakeholder session is tonight with Kenora Chiefs and representatives from the three neighbouring communities. They completed the other two earlier this month and had great conversations with local organizations which are all being summarized in meeting minutes and provided to us. From there, they will craft an outline of the plan for board/detachment commander review before developing a refined draft.

➤ Multi-sectoral collaboration in relation to Developmental Services

The agencies had a presentation on the program and there is a contact support line to deal with individuals who are having issues with mental health and require support. It would

be interesting to have statistics on the data of persons in the community who may require this support.

➤ **OAPSB 2022 Spring Conference and AGM - May 26-27, 2022**

Heather presented the OAPSB spring conference and AGM information to the Board. Board member Canfield is interested in attending in person and Board Chair Dias can attend virtually. Board members are to let Heather know by Wednesday if other members wish to attend to take advantage of the early bird rate.

Detachment Commander's Report – 2021 Year End Statistical Report

Moved by W. Van Belleghem, Seconded by A. Poirier & Carried: -

That the Kenora Police Services Board hereby accepts the Kenora OPP monthly report for the year end 2021 as presented.

Discussion: Acting Detachment Commander Jim Neild provided the 2021 year end statistical report for the Board. There has been a number of complaints in the City this year on aggressive drivers so those areas have been targeted.

The property crime should be highlighted. Theft under \$5,000, having stolen property and mischiefs are up significantly. The foot patrol there are initiatives about vehicles being broken into and the other major step they need to work on shortly here is people need to think about locking their vehicles. Need to have people engaged about locking things. Cars, sheds, and homes. The numbers are going up and the numbers continue to climb every single day. How do we address that going forward and certain initiatives which will help to reduce calls for service.

Drug crime numbers are similar to the year before. The stats don't correlate well as many drug crimes take a great deal of time to show under full reports.

Criminal record checks are being downloaded to a central location which will be helpful to the detachment and reduce workload for local detachment staff.

Foot patrols are up to 1,600 hours in 2021 and looking to create a bicycle unit. School patrol hours are lower as a result of the pandemic as schools were closed or very low attendance.

Mental health stats were reviewed. There were 580 calls for service related to mental health calls. This is more than one per day over the year.

They are looking at hiring students this summer and promote the lock it and lose it program. Finding a way to promote this in the community to create a habit with everyone. Whatever we can help with at the City we are happy to do that. Jim will get materials to Heather to have Bylaw Officers hand out when on parking patrol.

Andrew Poirier questioned the concerns with certain areas about speeding and additional electronic speed devices would be positive to slow people down. The City has two and an additional one has been included in the City budget for 2022.

Foot patrols are going to need to be increased for all the activities resuming in 2022. They will start tagging with bright lime green tags on doors that they have checked or businesses that

Next Meeting Date

➤ April 21, 2022 @ 1:00 p.m.

Adjourn to Closed Session – Resolution #5

Moved by A. Poirier, Seconded by D. Reynard & Carried: -

That in accordance with Subsection 35(4) of the Police Services Act, authorization is now given for the Police Services Board to adjourn to a closed session at 2:57 p.m. under section:

(b) Intimate financial or personal matters (2 items)

Reconvene & Adjournment – Resolution #6

Moved by D. Reynard, Seconded by W. Van Belleghem & Carried: -

That the Board reconvenes to its open session at 3:47 p.m. with no reports from its closed session.

That the Regular Kenora Police Services Board meeting be hereby adjourned at 3:47 p.m.



Kenora Detachment
350 Hwy 17A
Kenora, On, P9N 3X7
807-548-5534

A/Inspector Jim NEILD
Detachment Commander

Report to Kenora Police Services Board

Jan to Mar

2022

•
•
•
•
•
•
•
•
•
•

Financial:

See MPB Financial Report

Policing Annual Costs:

Actual Costs – 2011	\$ 6,171,359.00
Actual Costs – 2012	\$ 5,882,408.00
Actual costs – 2013	\$ 5,917,335.00
Actual costs – 2014	\$6,712,397.00
Actual Costs – 2015	\$6,464,472.00
Actual Costs – 2016	\$6,047,978.00
Actual cost – 2017	\$5,631,454.00
Actual Costs – 2018	\$5,813,375.00
Actual Costs – 2019	\$6,150,401.00
Estimated Costs – 2020	\$6,076,558.00
Actual Costs – 2020	\$ 5,991,453.00
Estimated Costs – 2021	\$6,471,490.00
Estimated Costs – 2022	\$6,741,099.00

⋮
Operations:

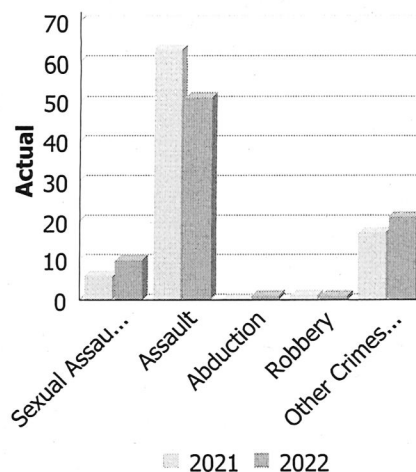
Total Number of Calls for Service:

3,652

**Police Services Board Report for Kenora
Records Management System
January to March - 2022**

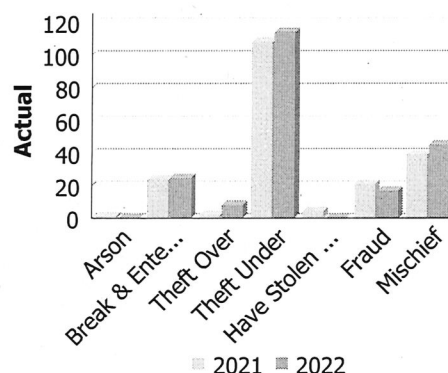
Violent Crime

Actual	January to March			Year to Date - March		
	2021	2022	% Change	2021	2022	% Change
Murder	0	0	--	0	0	--
Other Offences Causing Death	0	0	--	0	0	--
Attempted Murder	0	0	--	0	0	--
Sexual Assault	6	10	66.7%	6	10	66.7%
Assault	63	51	-19.0%	63	51	-19.0%
Abduction	0	1	--	0	1	--
Robbery	1	1	0.0%	1	1	0.0%
Other Crimes Against a Person	17	21	23.5%	17	21	23.5%
Total	87	84	-3.4%	87	84	-3.4%



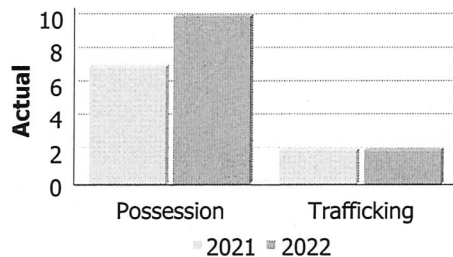
Property Crime

Actual	January to March			Year to Date - March		
	2021	2022	% Change	2021	2022	% Change
Arson	1	0	-100.0%	1	0	-100.0%
Break & Enter	24	25	4.2%	24	25	4.2%
Theft Over	2	8	300.0%	2	8	300.0%
Theft Under	108	114	5.6%	108	114	5.6%
Have Stolen Goods	4	0	-100.0%	4	0	-100.0%
Fraud	21	17	-19.0%	21	17	-19.0%
Mischief	39	45	15.4%	39	45	15.4%
Total	199	209	5.0%	199	209	5.0%



Drug Crime

Actual	January to March			Year to Date - March		
	2021	2022	% Change	2021	2022	% Change
Possession	7	10	42.9%	7	10	42.9%
Trafficking	2	2	0.0%	2	2	0.0%
Importation and Production	0	0	--	0	0	--
Total	9	12	33.3%	9	12	33.3%



Clearance Rate

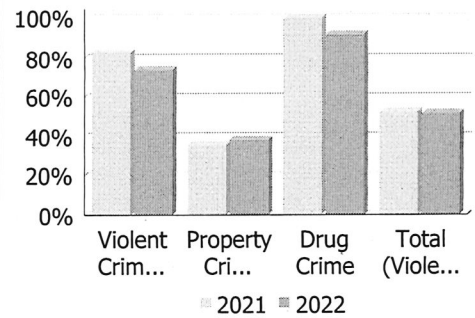
Detachment: 2F - KENORA
 Location code(s): 2F00 - KENORA
 Area code(s): 2008 - Kenora
 Data source date:
 2022/04/02

Report Generated by:
 Dzikowski, Nick

Report Generated on:
 Apr 13, 2022 11:26:08 AM
 PP-CSC-Operational Planning-4300

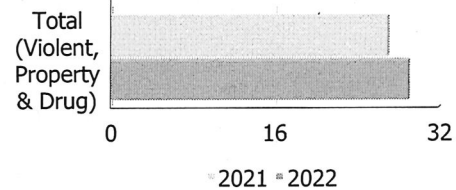
**Police Services Board Report for Kenora
Records Management System
January to March - 2022**

Clearance Rate	January to March			Year to Date - March		
	2021	2022	Difference	2021	2022	Difference
Violent Crime	82.8%	73.8%	-9.0%	82.8%	73.8%	-9.0%
Property Crime	35.7%	38.3%	2.6%	35.7%	38.3%	2.6%
Drug Crime	100.0%	91.7%	-8.3%	100.0%	91.7%	-8.3%
Total (Violent, Property & Drug)	52.3%	51.6%	-0.7%	52.3%	51.6%	-0.7%



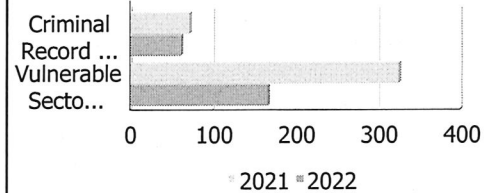
Unfounded

Unfounded	January to March			Year to Date - March		
	2021	2022	% Change	2021	2022	% Change
Total (Violent, Property & Drug)	27	29	7.4%	27	29	7.4%



Criminal Record and Vulnerable Sector Screening Checks

Actual	January to March			Year to Date - March		
	2021	2022	% Change	2021	2022	% Change
Criminal Record Checks	72	62	-13.9%	72	62	-13.9%
Vulnerable Sector Screening Checks	326	167	-48.8%	326	167	-48.8%



Data contained within this report is dynamic in nature and numbers will change over time as the Ontario Provincial Police continue to investigate and solve crime.

Data Utilized

- Major Crimes
- Niche RMS All Offence Level Business Intelligence Cube

Detachment: 2F - KENORA
Location code(s): 2F00 - KENORA
Area code(s): 2008 - Kenora
Data source date:
 2022/04/02

Report Generated by:
 Dzikowski, Nick

Report Generated on:
 Apr 13, 2022 11:26:08 AM
 PP-CSC-Operational Planning-4300

Police Services Board Report for Kenora
2022/Jan to 2022/Mar

Public Complaints	
Policy	0
Service	0
Conduct	0

Date information collected from Professional Standards Bureau Commander Reports: 2022-04-13

Data Source

Ontario Provincial Police, Professional Standards Bureau Commander Reports
- Includes all public policy, service and conduct complaints submitted to the Office of the Independent Police Review Director (OIPRD)

Secondary Employment

Daily Activity Reporting Patrol Hours	
Total Hours	2022/Jan to 2022/Mar
Number of Cruiser Patrol Hours	1,650.75
Number of Motorcycle Patrol Hours	0.00
Number of Marine Patrol Hours	1.50
Number of ATV Patrol Hours	0.00
Number of Snowmobile Patrol Hours	31.50
Number of Bicycle Patrol Hours	0.00
Number of Foot Patrol Hours	316.75
Number of School Patrol Hours	114.00

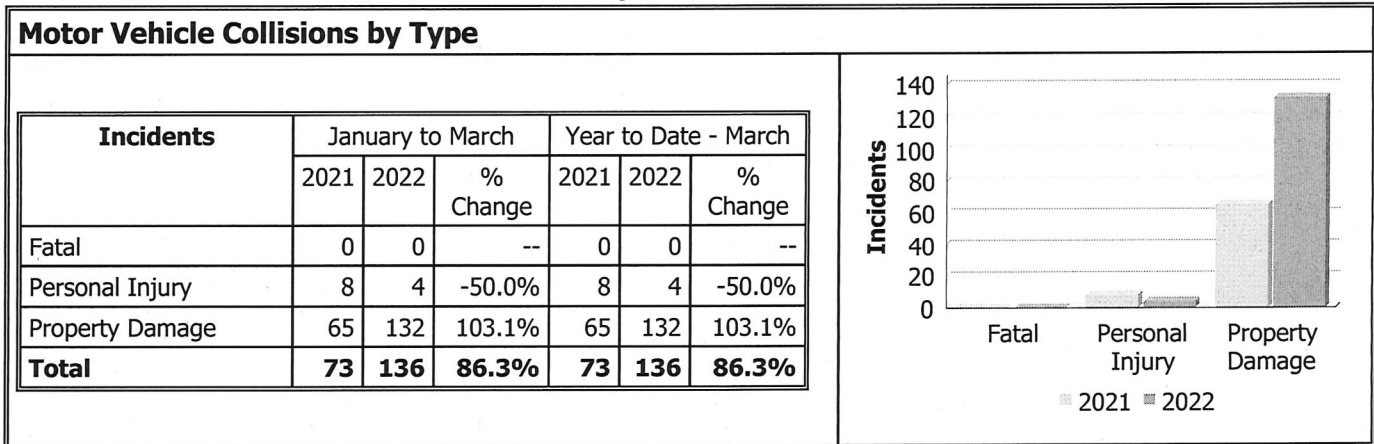
Data source (Daily Activity Reporting System) date: 2022/04/08

Detachment: 2F - KENORA
Location code(s): 2F00 - KENORA
Area code(s): 2008 - Kenora (old association)

Report Generated by:
Dzikowski, Nick

Report Generated on:
Apr 13, 2022 11:31:06 AM
PP-CSC-Operational Planning-4300

**Police Services Board Report for Kenora
Collision Reporting System
January to March - 2022**



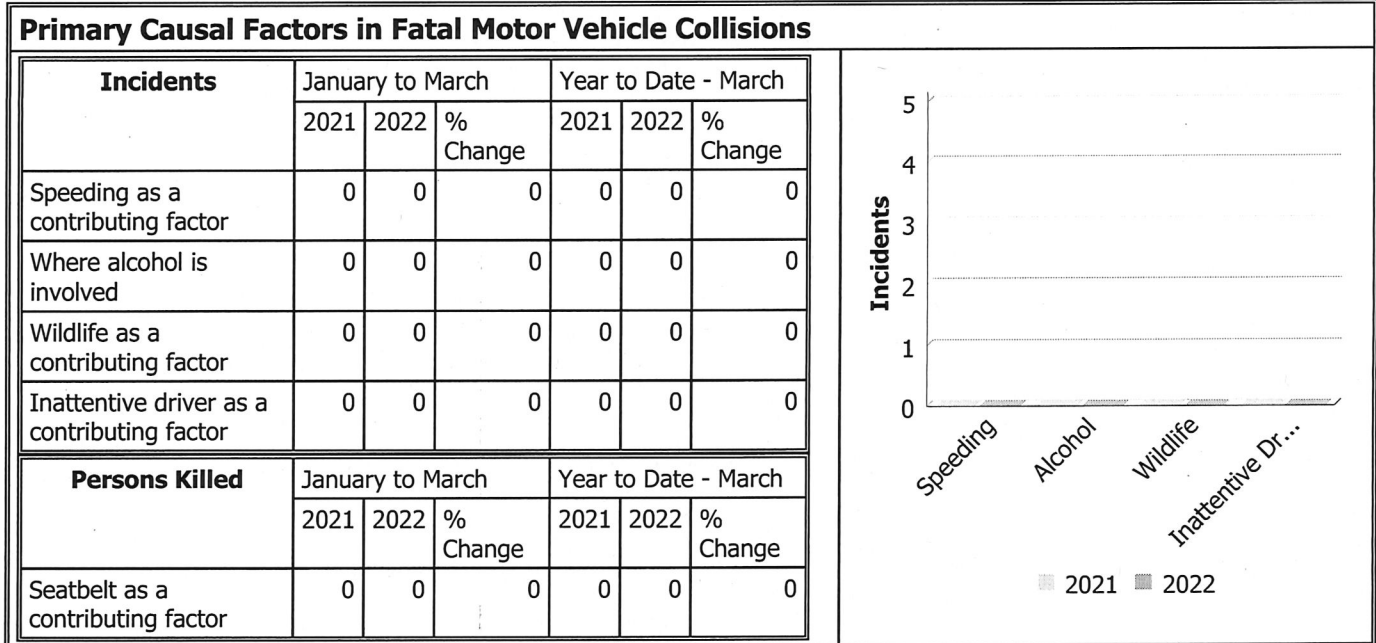
Fatalities in Detachment Area							
Incidents		January to March			Year to Date - March		
		2021	2022	% Change	2021	2022	% Change
Motor Vehicle Collision	Fatal Incidents	0	0	--	0	0	--
	Alcohol Related	0	0	--	0	0	--
Off-Road Vehicle	Fatal Incidents	0	0	--	0	0	--
	Alcohol Related	0	0	--	0	0	--
Motorized Snow Vehicle	Fatal Incidents	0	0	--	0	0	--
	Alcohol Related	0	0	--	0	0	--
Persons Killed		January to March			Year to Date - March		
		2021	2022	% Change	2021	2022	% Change
Motor Vehicle Collision		0	0	--	0	0	--
Off-Road Vehicle		0	0	--	0	0	--
Motorized Snow Vehicle		0	0	--	0	0	--

Detachment: 2F - KENORA
Location code(s): 2F00-KENORA
Data source date:
2022/04/12

Report Generated by:
Dzikowski, Nick

Report Generated on:
Apr 13, 2022 11:20:28 AM
PP-CSC-Operational Planning-4300

**Police Services Board Report for Kenora
Collision Reporting System
January to March - 2022**



Data Utilized

- SQL online application reporting system – OPP CRS 2.3.09
- Collision Reporting System Business Intelligence Cube

Detachment: 2F - KENORA
Location code(s): 2F00-KENORA
Data source date:
 2022/04/12

Report Generated by:
 Dzikowski, Nick

Report Generated on:
 Apr 13, 2022 11:20:28 AM
 PP-CSC-Operational Planning-4300



Ontario Provincial Police
BMHS Report

Report created on 2022/01/01 00:00 and 2022/01/01 00:00
Occurrences between 2022/01/01 00:00 and 2022/01/01 00:00

Compliance

Breaks down the number of occurrences with a Mental Health UCR code present vs. the number of occurrences with a BMHS form present.

Region/Detachment	Occs w/ MH UCR Code where contact made	Occs w/ MH UCR Code where NO contact made (8529.0020)	Occs w/ Empty BMHS Forms	Occs w/ Complete BMHS Forms	BMHS Compliance (excludes empty forms and occurrences w/ no contact made)
2F	129	6	0	125	97%

Police Action

Counts the number of times each police action is taken.

Region/Detachment	Voluntary Escort to Hospital	Involuntary Apprehension	Apprehension Under Existing Order	Diversion/Referral	Charges Pending
2F	40/128 (31.25%)	20/128 (15.63%)	2/128 (1.56%)	35/128 (27.34%)	6/128 (4.69%)

Indicators of Disordered Thought and Violence

Counts each 'Indicator of Disordered Thought' and 'Violence' exhibited in the last 24 hours, displaying the five most frequent.

Region/Detachment	Most Frequent	Second Most Frequent	Third Most Frequent	Fourth Most Frequent	Fifth Most Frequent
2F	Abnormal thought process (71/128) (55.47%)	Pressure speech or racing thoughts (52/128) (40.63%)	Irritability (43/128) (33.59%)	Socially inappropriate or disruptive behaviour (37/128) (28.91%)	Delusional thoughts (1/128) (0.78%)

Previous Police Contact - Last 30 Days

Region/Detachment	No Contact	Any Contact, No Mental Health Apprehension	Any Contact, Mental Health Apprehension	Unspecified
2F	48/128 (37.50%)	66/128 (51.56%)	13/128 (10.16%)	1/128 (0.78%)

Time in Emergency Department

Totals the amount of time officers spent in the hospital emergency department.

Region/Detachment	Number of Forms with a Valid Arrival and Release Time	Total Time in Emergency Department	Mean Time in Emergency Department
2F	47	3 days, 02:57	01:35

Disposition Following Psychiatric Assessment

Total counts of dispositions following a psychiatric assessment.

Region/Detachment	Admitted	Released	Unspecified/Invalid
2F	16/128 (12.50%)	29/128 (22.66%)	83/128 (64.84%)

Raw Data Listing [\(show\)](#)

A listing of all occurrences that have either a Mental Health UCR code, or a BMHS form present.

Designed by the OPP RMS/CDE Application Support Unit